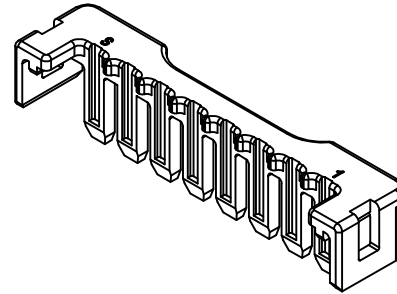
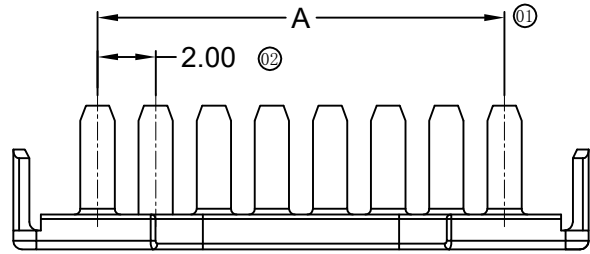
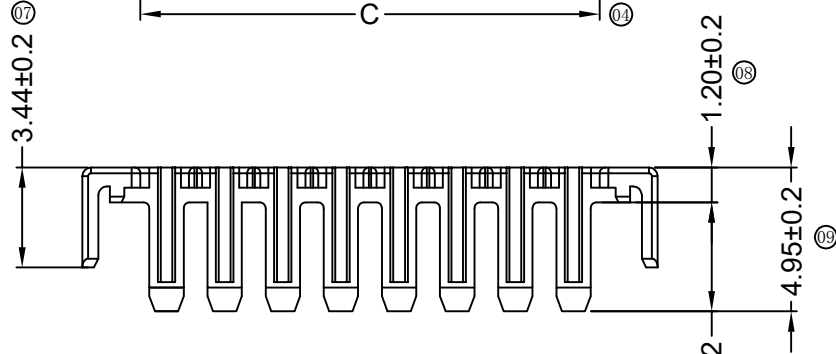
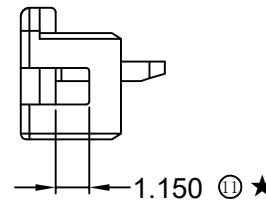
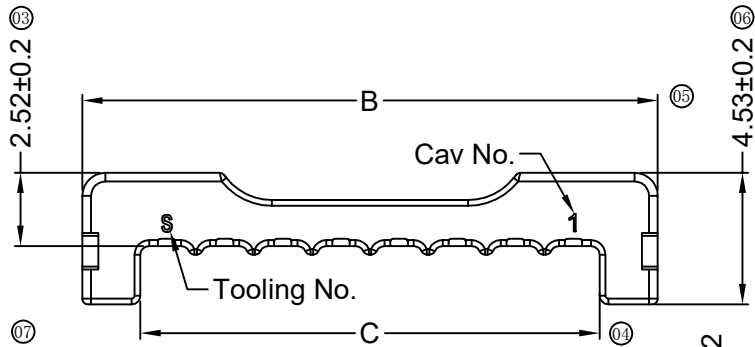


REV.	ECN NO.	DESCRIPTION	DATE	REVISOR	CHECKED	APPROVED
A	/	NEW RELEASE	04/20/2022	LEE	DAVID	LV



■ Specifications :


- Voltage rating: 125V AC / DC
- Current rating: 3A AC / DC
- Withstanding voltage: 500V AC/minute
- Temperature range: -40°C~+125°C
- Insulation resistance: ≥1000MΩ
- Contact resistance: ≤10mΩ (Initial)
≤20mΩ (After Test)
- "★" Critical Dimension



I-WTBA1-I ** A-P N 00
 ① ② ③ ④ ⑤ ⑥ ⑦ ⑧

- ① I: Plastic
- ② Series No.
- ③ T: TPA
- ④ **: 02~15Pin
- ⑤ A: Special No.
- ⑥ Material: P - PBT+GF UL 94-V0
- ⑦ Color: N-Natural Color
- ⑧ 00: Extend Code

Poles	Dimensions (mm)			Poles	Dimensions (mm)		
	A	B	C		A	B	C
02	2.00	7.80	3.80	09	16.00	21.80	17.80
03	4.00	9.80	5.80	10	18.00	23.80	19.80
04	6.00	11.80	7.80	11	20.00	25.80	21.80
05	8.00	13.80	9.80	12	22.00	27.80	23.80
06	10.00	15.80	11.80	13	24.00	29.80	25.80
07	12.00	17.80	13.80	14	26.00	31.80	27.80
08	14.00	19.80	15.80	15	28.00	33.80	29.80

DRAWN LEE	DATE 04/20/22	GENERAL X. ±0.40 .X ±0.30 .XX ±0.20	ANGLES X°. ±3.0° .X° ±2.0° .XX° ±1.0°	 YXT Precision Electronics Co., Ltd.
DESIGN LEE	DATE 04/20/22	GENERAL TOLERANCES UNLESS OTHERWISE SPECIFIED		
CHECKED DAVID	DATE 04/20/22	UNIT: mm	SCALE 1:1	SIZE A4 P/N: I-WTBA1-T**A-PN00
APPROVED LV	DATE 04/20/22	SHEET 1 OF 1	REV. A	DWG NO. C-WTBA1-TP-00
CUSTOMER DRAWING				