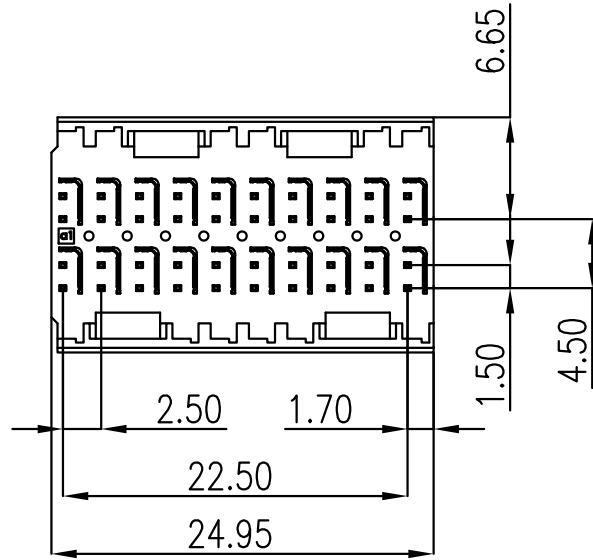
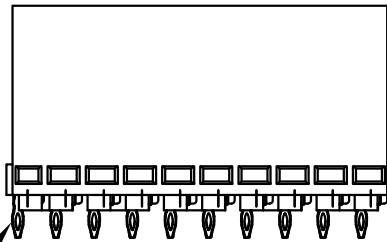


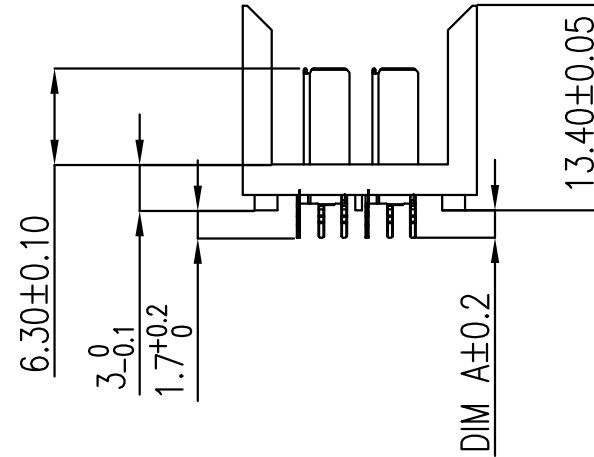
REV.	ECR	DESCRIPTION	DATE	REVISOR	CHECKED	APPROVED
A	TJECR18011	NEW RELEASE	2018/06/21	Jim.Wang	Jason.Bian	Dickson.Guan
B	NTECR20002	NEW RELEASE	2020/05/06	Xiang.Chen	Seven.Yuan	Jason.Bian
C	ECR20014	CHANGE OF COMPANY NAME	2020/09/22	Lucien.Lu	Seven.Yuan	Jimmy.Ni






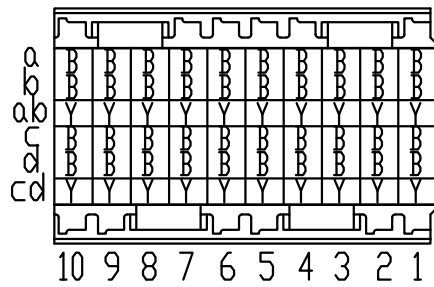
	B端子	D端子
DIM A	1.7	3.7



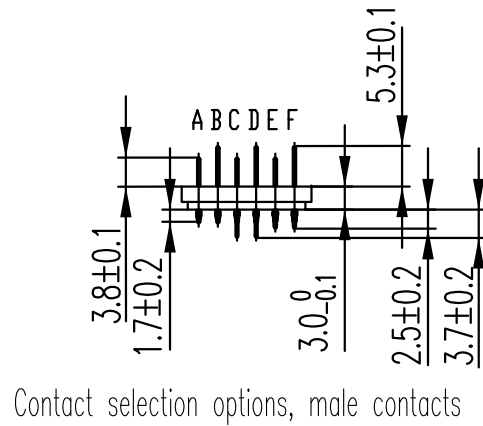
compliant zone for through hole  
 $\phi 0.6 \pm 0.05$



DRAWN Jim.Wang	DATE 2018/06/21	GENERAL X. ±0.38 .X ±0.25 .XX ±0.20 .XXX ±0.05	ANGLES X° ±3.0° .X° ±2.0° .XX° ±1.0°	 益鑫通精密电子有限公司 YXT Precision Electronics Co.,Ltd.		
DESIGN Jim.Wang	DATE 2018/06/21	GENERAL TOLERANCES UNLESS OTHERWISE SPECIFIED			TITLE ZD CONNECTOR 2-10	
CHECKED Jason.Bian	DATE 2018/06/21	 UNIT: mm	SIZE A4	P/N	YXT-ZDC-MV040X-01	
APPROVED Dickson.Guan	DATE 2018/06/21		 SCALE: 2:1	REV. C	DWG NO.	C-ZDC-2P-00
CUSTOMER DRAWING		SHEET 1 OF 2				



CONTACT LAYOUT



Contact selection options, male contacts

YXT-ZDC-M V 040 X-0 1  
 1 2 3 4 5 6 7

1.PRODUCT  
 ZD CONNECTOR

2.TYPE  
 M:MALE

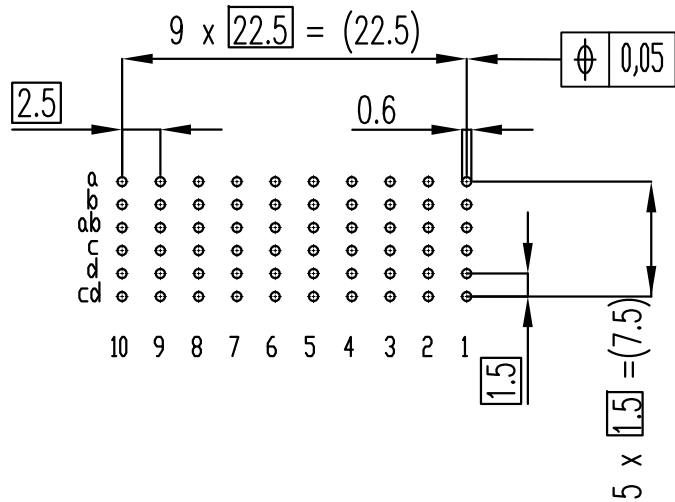
3.PRODUCT  
 V:VERTICAL

4.POSITIONS  
 040:40 POSITIONS

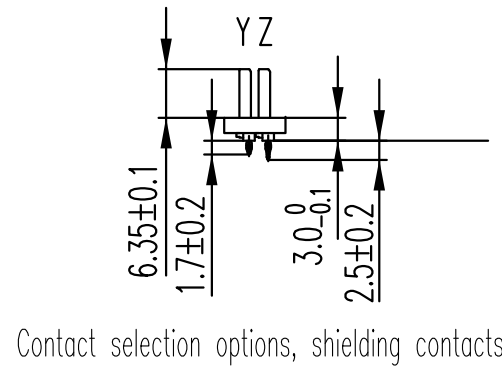
5.TERMINAL  
 B:B TERMINAL  
 D:D TERMINAL

6.POST  
 O:WITHOUT POST


7.SHIELD  
 1:WITH SHIELD Y



PCB LAYOUT



Contact selection options, shielding contacts

DRAWN Jim.Wang	DATE 2018/06/21	GENERAL X. ±0.38 .X ±0.25 .XX ±0.20 .XXX ±0.05	ANGLES X' ±3.0' .X' ±2.0' .XX' ±1.0'	 益鑫通精密电子有限公司 YXT Precision Electronics Co.,Ltd.	
DESIGN Jim.Wang	DATE 2018/06/21	GENERAL TOLERANCES UNLESS OTHERWISE SPECIFIED			TITLE ZD CONNECTOR 2-10
CHECKED Jason.Bian	DATE 2018/06/21	UNIT: mm	SIZE A4	P/N YXT-ZDC-MV040X-01	
APPROVED Dickson.Guan	DATE 2018/06/21	SCALE 2:1	REV. C	DWG NO. C-ZDC-2P-00	
CUSTOMER DRAWING		SHEET 2 OF 2			